

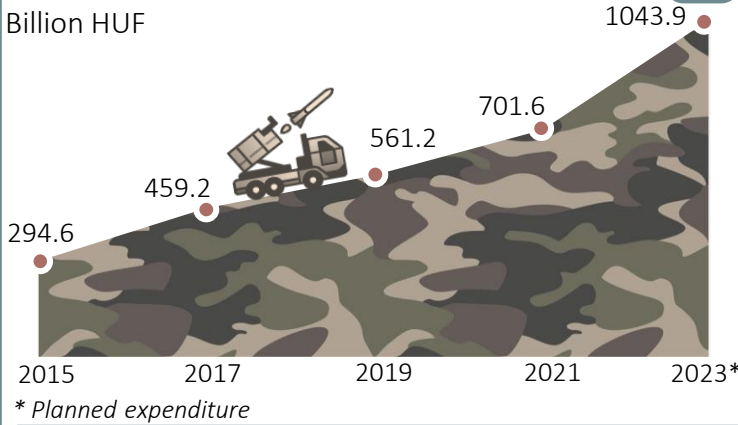


DEFENCE POLICY 2023

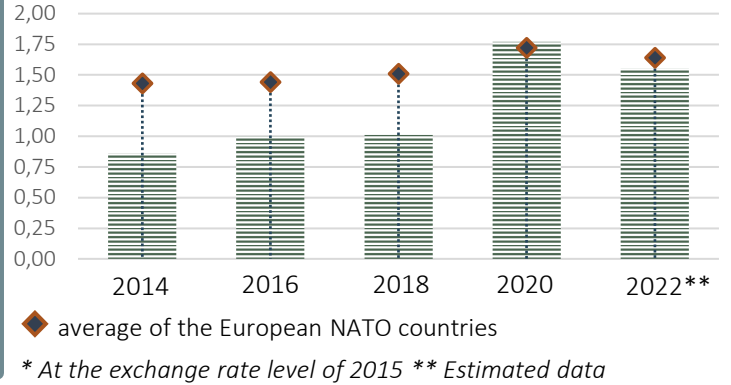
The aim of our annual Infotableau is to present the state of play of the Hungarian Defence forces, its peace support missions and Hungary's defence expenditure, providing a comparative outlook on related data for the European Union, NATO and other countries.

HUNGARY'S NATIONAL DEFENCE EXPENDITURE 1

Billion HUF

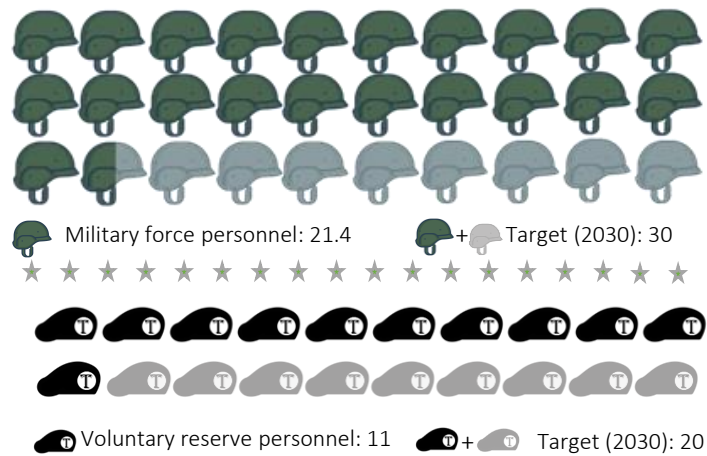


HUNGARY'S NATIONAL DEFENCE EXPENDITURE AS A PERCENTAGE OF GDP* 2



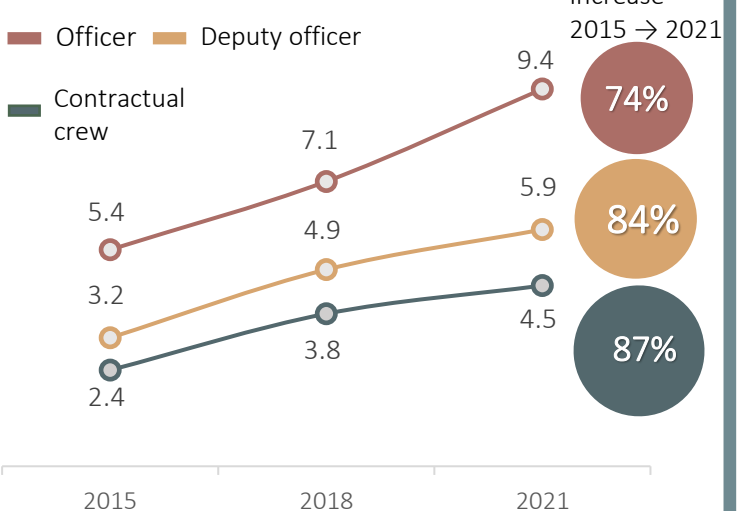
NUMBER OF MILITARY FORCE PERSONNEL AND VOLUNTARY RESERVE PERSONNEL, 2022 3

Thousands



AVERAGE SALARY OF MILITARY PERSONNEL 4

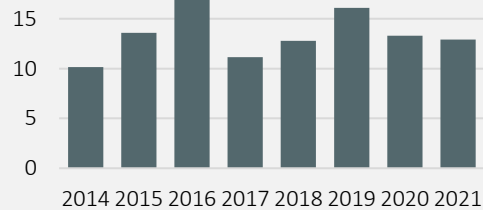
Million HUF/year



CURRENT PEACE SUPPORT MISSIONS OF THE MILITARY 5

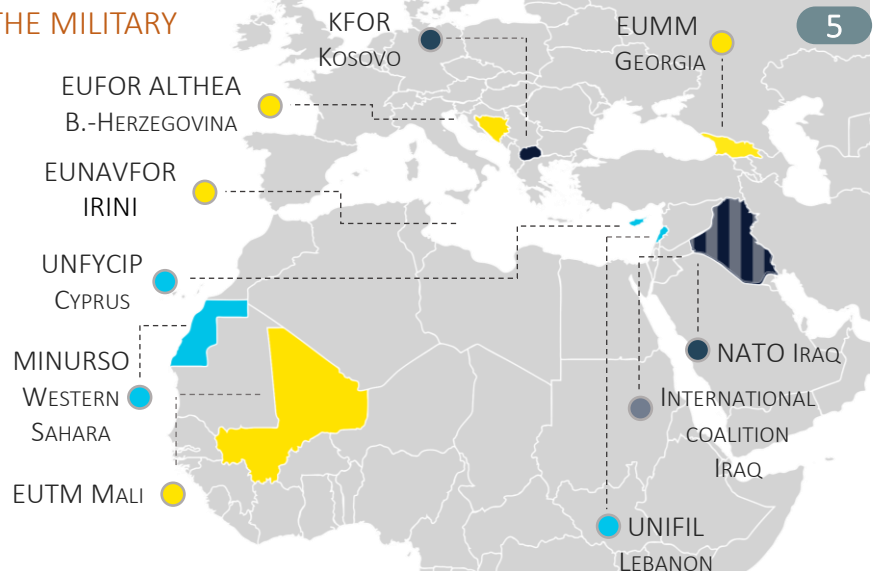
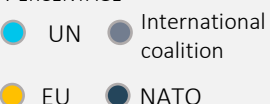
ANNUAL MISSION COSTS

BILLION HUF



DISTRIBUTION OF SOLDIERS BY MISSION LEADING ORGANISATIONS, 2023



PERCENTAGE



TRUST IN MILITARY IN THE EU, 2023

Percentage

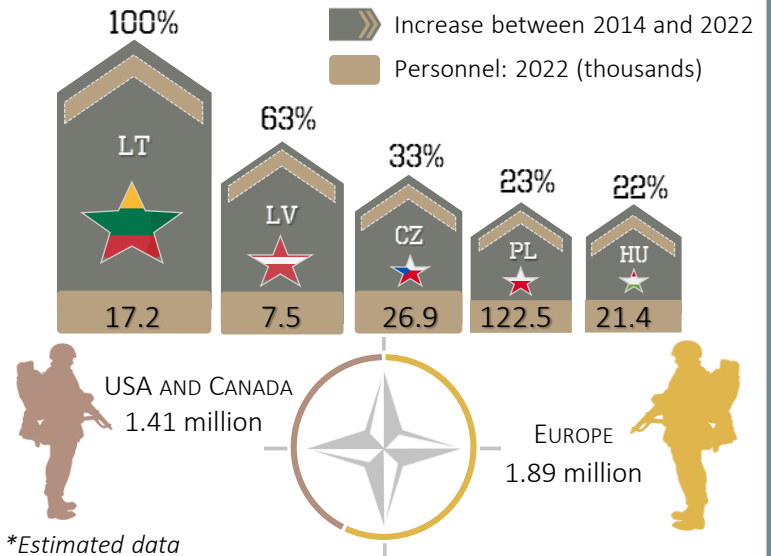
First and last five countries



6 HUNGARY

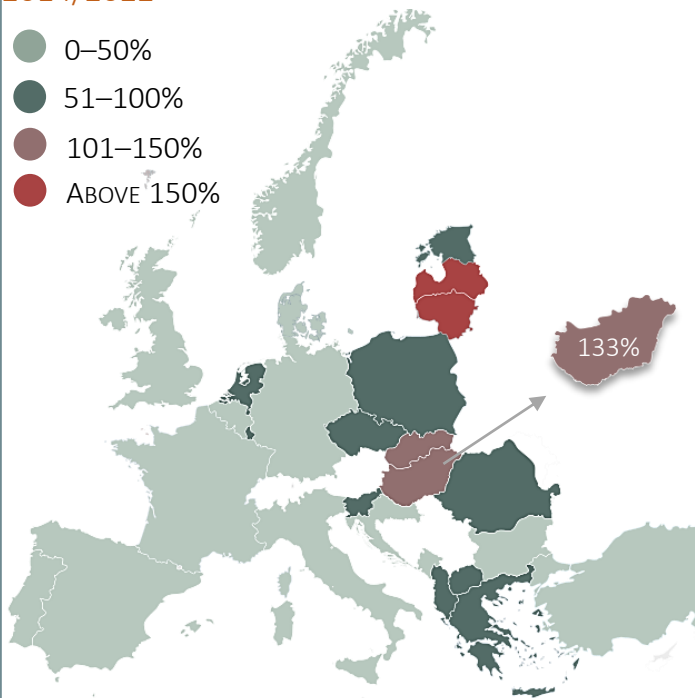


7 NATO'S FASTEST GROWING MILITARY AND MILITARY PERSONNEL, 2022*



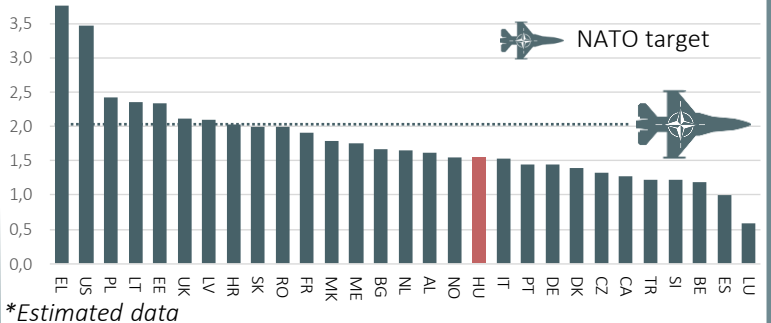
8 CHANGE IN DEFENCE EXPENSES IN REAL TERMS OF EUROPEAN NATO MEMBER COUNTRIES 2014/2022*

- 0–50%
- 51–100%
- 101–150%
- ABOVE 150%

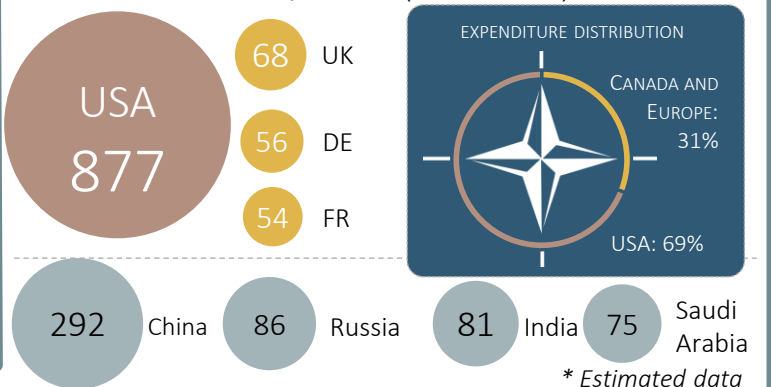


* At the exchange rate level of 2015

9 DEFENCE EXPENDITURE IN NATO MEMBER COUNTRIES AS A SHARE OF GDP, 2022* (percentage)



10 TOP 4: NATO AND NON-NATO COUNTRIES' DEFENCE SPENDING, 2022* (million USD)



SOURCES > 1, 4 > Ministry of Defence Execution of the Budget (2015–2021) and Budget (2023) | 2, 3 > NATO Defence Expenditure (2022); Index.hu, 2022.10.04. | 5 > Ministry of Defence Execution of the Budget (2014–2021) and Budget (2023); peacekeeping.un.org ; eas.europa.eu ; NATO KFOR, 2022.10. ; EUMM, 2023; Honvedelem.hu, 2023.03.29.; Honvedelem.hu, 2022.09.05. | 6 > Eurobarometer, 2016–2023 | 7, 8, 9, 10 > NATO Defence Expenditure (2022), SIPRI, 2023